

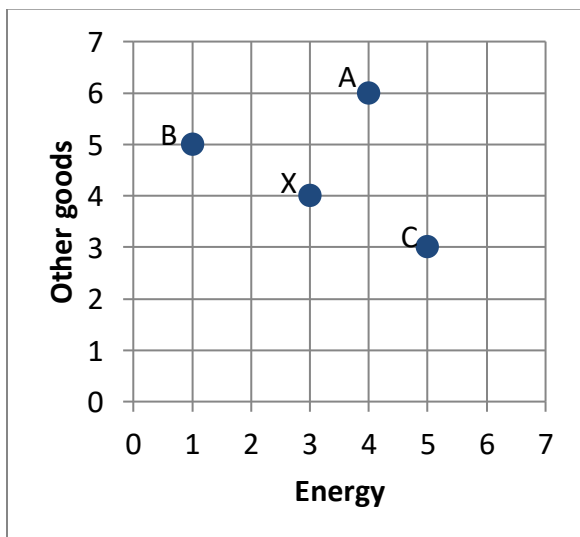
EXAMINATION #2 VERSION A
“Consumers and Demand”
September 30, 2021

INSTRUCTIONS: This exam is closed-book, closed-notes. Calculators, mobile phones, and wireless devices are NOT permitted. Point values for each question are noted in brackets.

I. MULTIPLE CHOICE: Circle the one best answer to each question. Use margins for scratch work. [1 pt each—10 pts total]

(1) According to the assumption of "monotonicity" or "more is better," which bundle in the graph below *must* be preferred by any consumer to bundle X?

- a. Bundle A only.
- b. Bundle B only.
- c. Bundle C only.
- d. All of the above.
- e. None of the above.

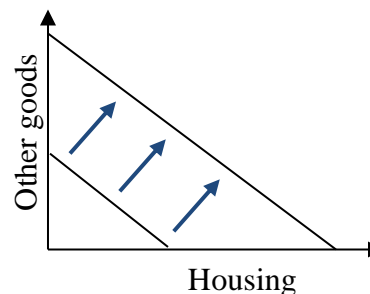


(2) Which utility function below violates the assumption of "diminishing marginal rate of substitution"?

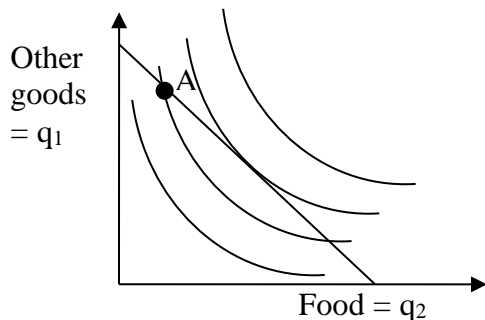
- a. $U(q_1, q_2) = q_1^2 q_2^3$.
- b. $U(q_1, q_2) = (q_1+2)(q_2+3)$.
- c. $U(q_1, q_2) = 2q_1 + 3q_2$

(3) In the graph below, the shift in the budget line could be caused by

- a. an increase in income.
- b. a decrease in income.
- c. an increase in the price of entertainment.
- d. a decrease in the price of entertainment.
- e. an increase in the price of other goods.
- f. a decrease in the price of other goods.



The next two questions refer to the following graph of a consumer's budget line and indifference curves. Suppose the consumer is currently at bundle A for some reason.



(4) This consumer could enjoy higher utility, without increasing total spending, by

- purchasing less food and more other goods.
- purchasing more food and fewer other goods.
- purchasing less food and fewer other goods.
- any of the above.
- none of the above.

(5) Let MU_1 denote the marginal utility of other goods and MU_2 the marginal utility of food for this consumer. Let p_1 denote the price of other goods and p_2 denote the price of food. At bundle A,

- $MU_2 = MU_1$ and $p_2 = p_1$.
- $MU_2/MU_1 = p_2/p_1$.
- $MU_2/MU_1 < p_2/p_1$.
- $MU_2/MU_1 > p_2/p_1$.
- cannot be determined from information given.

(6) Which of the following demand functions exhibits a constant price elasticity of demand?

- $q_1^* = 5 p_1^{-1.2} I^{1.1} p_2^{0.2}$.
- $q_1^* = I/(6p_1) + 3$.
- $q_1^* = 50 - 2 p_1 + 0.08 I - 0.01 p_2$.

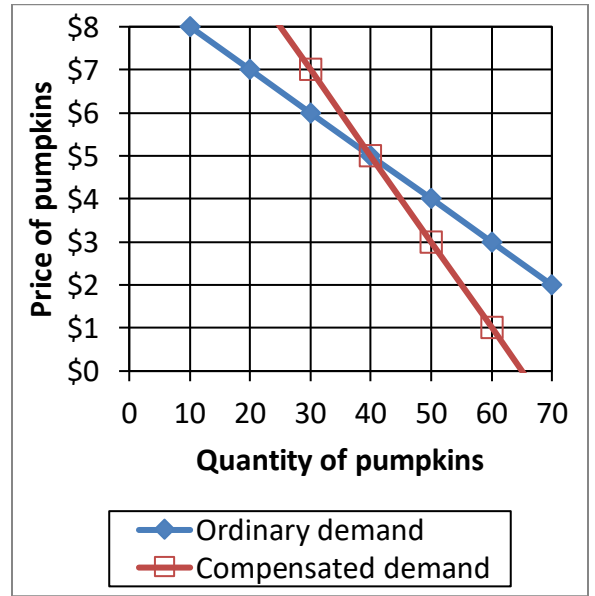
(7) Which price index tends to overestimate the rate of inflation?

- Laspeyres price index.
- Paasche price index.
- Fisher price index.
- All of the above.
- None of the above.

(8) As one moves along an *ordinary* demand curve (sometimes called a "Marshallian" demand curve) for a particular good, the

- price of the good is held constant.
- quantity demanded of the good is held constant.
- the consumer's income is held constant.
- the consumer's utility is held constant.
- none of the above.

The next two questions refer to the following graph of ordinary and compensated demand curves for pumpkins.



(9) Suppose the price of pumpkins fell from \$5 to \$3. The decrease in income that would exactly compensate consumers for this fall in price, leaving consumers just as well off as before the price change, would be

- a. \$2.
- b. \$80.
- c. \$90.
- d. \$100.

(10) Again suppose the price of pumpkins fell from \$5 to \$3. The increase in consumer surplus would be

- a. \$2.
- b. \$80.
- c. \$90.
- d. \$100.

II. SHORT ANSWER: Please write your answers in the boxes on this question sheet. Use margins for scratch work.

(1) [Price elasticity of demand: 10 pts] Suppose the price elasticity of demand for coffee is -0.25 , and the price of coffee rises by 8 %.

- a. Is the demand for coffee *elastic* or *inelastic* ?
- b. Will the quantity demanded of coffee *increase* or *decrease*?
- c. By about how much?
- d. Will consumers' total spending on coffee *increase* or *decrease*?
- e. By about how much?

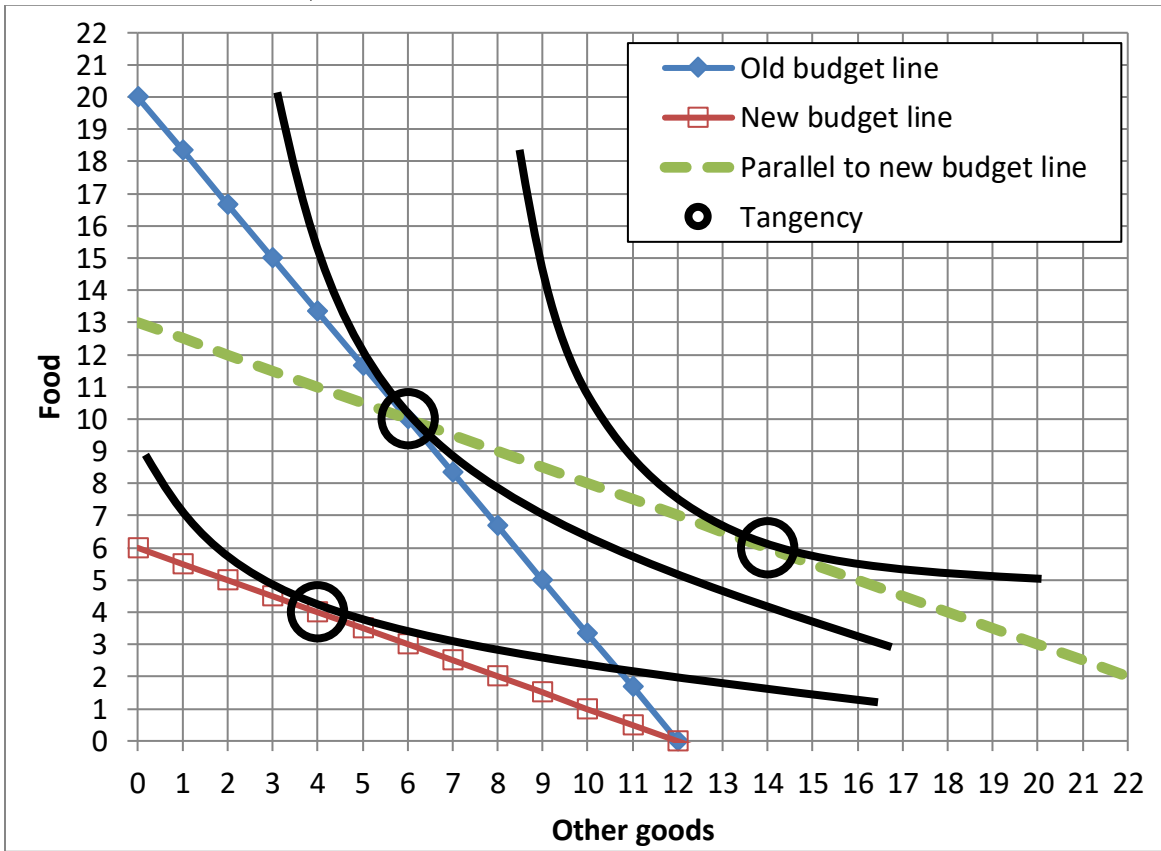
%
%

(2) [Income elasticity of demand: 10 pts] Suppose that a consumer's income rises by 4%, and the income elasticity of demand for concert tickets is 1.25 .

- a. Does the income elasticity indicate that concert tickets are an *inferior* good, a *necessary* good, or a *luxury or superior* good?
- b. Will the quantity demanded of concert tickets *increase* or *decrease*?
- c. By about how much?
- d. Will the share of the consumer's budget devoted to concert tickets *increase* or *decrease*?
- e. By about how much?

%
%

(3) [Substitution and income effects: 12 pts] Consider the indifference-curve diagram below. Assume the consumer has \$60 income.



- What was the price of a unit of food on the old budget line?
- Given the old budget line, how many units of food does the consumer demand?
- What is the price of a unit of food on the new budget line?
- Given the new budget line, how many units of food does the consumer demand?
- Compute the *change* in quantity of food demanded due to the substitution effect: Δq^{sub} .
- Compute the *change* in quantity of food demanded due to the income effect: Δq^{inc} .

\$	
	units
\$	
	units
	units
	units

(4) [Slutsky equation: 10 pts] The Slutsky equation in elasticity form is given by

$$\varepsilon = -S \eta + \varepsilon^{\text{comp}}$$

where, as usual, ε denotes the own-price elasticity of demand, S denotes the share of total consumer spending devoted to the good (a fraction), η denotes the income elasticity of demand, and $\varepsilon^{\text{comp}}$ denotes the compensated demand elasticity. Suppose that for food, $\varepsilon = -0.25$, $S = 0.15$, and $\eta = 0.4$.

a. Compute the compensated demand elasticity ($\varepsilon^{\text{comp}}$).

--

Suppose the price of food rises by 10%, but the consumer's income does *not* change.

b. Does the quantity demanded of food *increase* or *decrease*?

--

c. By about how much?

%

Continue to assume that the price of food rises by 10%, but now suppose the government helps the consumer by giving them a cash transfer equal to 10% of last year's spending on food.

d. Does the quantity demanded of food *increase* or *decrease*?

--

e. By about how much?

%

(5) [Cost-of-living indexes: 6 pts] Suppose we are given the following data on prices and quantities consumed of food and other goods.

	Food		Other goods	
	Price	Quantity	Price	Quantity
Old period	\$3	10 units	\$5	4 units
New period	\$5	5 units	\$5	7 units

Assume that all cost-of-living indexes equal 100 in the old period.

a. Compute the *value* of the Laspeyres cost-of-living index in the new period.

--

b. Compute the *value* of the Paasche cost-of-living index in the new period.

--

c. Give a *formula* for the Fisher cost-of-living index in the new period. The formula should include numbers but no variables.

--

III. PROBLEMS: Please write your answers in the boxes on this question sheet. Show your work and circle your final answers.

(1) [Budgets and choice: 14 pts] A consumer has the following utility function:

$U(q_1, q_2) = q_1^{1/2} + q_2^{1/2}$, where q_1 denotes the slices of pizza and q_2 denotes the quantity of other goods. The price of slices of pizza is \$3 and the price of other goods is \$2. The consumer has \$60 in income to spend on these items.

- a. [4 pts] Give an equation for the consumer's budget line. The variables q_1 and q_2 should be the only unknowns.

- b. [4 pts] Find a formula for the consumer's marginal rate of substitution in consumption of other goods for pizza—that is, the |slope| of the consumer's indifference curve with slices of pizza on the vertical axis and other goods on the horizontal axis. The variables q_1 and q_2 should be the only unknowns. Circle your final answer.

- c. [6 pts] Solve for the slices of pizza (q_1^*) and other goods (q_2^*) that this consumer will choose. Circle your final answers.

(2) [Properties of individual demand functions: 12 pts] Suppose an alleged demand function is $q_1^* = 5 p_1^{-0.8} I^{1.2} p_2^{0.1}$, where I denotes the consumer's income, p_1 denotes the price of good #1, and p_2 denotes the price of good #2.

- a. Is this function homogeneous of degree zero in income and prices? Justify your answer.

- b. Find the partial derivative $\partial q_1^* / \partial p_1$. Is good #1 an ordinary good or a Giffen good? Justify your answer.

- c. Find the partial derivative $\partial q_1^* / \partial I$. Is good #1 an inferior good or a normal good? Justify your answer.

- d. Find the partial derivative $\partial q_1^* / \partial p_2$. Are goods #1 and #2 substitutes, complements, or unrelated in demand? Justify your answer.

(3) [Finding individual demand functions: 12 pts] A consumer has the following utility function: $U(q_1, q_2) = q_1 q_2^2$, where q_1 denotes the quantity of entertainment and q_2 denotes the quantity of other goods.

- a. Find a formula for the consumer's marginal rate of substitution in consumption of other goods for entertainment—that is, the |slope| of the consumer's indifference curve with entertainment on the vertical axis and other goods on the horizontal axis. The variables q_1 and q_2 should be the only unknowns. Circle your final answer.

Let p_1 denote the price of entertainment and let p_2 denote the price of other goods. Let I denote the consumer's income.

- b. Solve for the consumer's demand function for entertainment—that is, the formula showing q_1^* as a function of p_1 , p_2 , and I (but not q_2). Show your work and circle your final answer. [Hint: check that your answer is homogeneous of degree zero.]

- c. Solve for the consumer's demand function for other goods—that is, the formula showing q_2^* as a function of p_1 , p_2 , and I (but not q_1). Show your work and circle your final answer. [Hint: check that your answer is homogeneous of degree zero.]

IV. CRITICAL THINKING: Answer just *one* of the questions below (your choice). [4 pts]

(1) Ana's utility function is $U = q_1 q_2$, where q_1 denotes the quantity of food and q_2 denotes the quantity of other goods. Suppose the price of food is $p_1 = \$3$ and the price of other goods is $p_2 = \$4$. Compute the *minimum* amount of income that Ana must have to attain a target level of utility of $U = 300$ utils. Show your work and circle your final answer.

(2) Suppose Bob buys only sandwiches (q_s) and Gatorade (q_g). Suppose the prices of both items double from the old period to the new period. That is,

$$p_s^{\text{new}} = 2 p_s^{\text{old}} \quad \text{and} \quad p_g^{\text{new}} = 2 p_g^{\text{old}}.$$

(However, we do not know what quantities Bob chooses in either period.) Which increases faster—Bob's *Laspeyres* cost-of-living index, his *Paasche* cost-of-living index, or his *Fisher* cost-of-living index? Justify your answer using algebra.

Circle the question you are answering and write your answer below. Full credit requires good grammar, legible writing, accurate spelling, and correct reasoning.

[end of exam]